



Convention Planning Guide

Fukushima MICE

Meetings, Incentives,
Conventions, Exhibitions



©AIST

Fukushima. Rich in nature, culture, and a passion to rebuild.


In addition to easy access from the Tokyo area, Fukushima Prefecture boasts magnificent natural panoramas, some of the best hot springs in Japan, and delicacies from both the sea and the mountains, making it perfectly suited for conventions.

But that is not all. Fukushima is also a place where you can witness firsthand the formidable spirit of challenge borne from the efforts to rebuild after the 2011 Tohoku earthquake and nuclear disaster.

We are convinced that gathering in Fukushima and experiencing the region's unique culture and its recovery efforts can provide extra educational depth to any conference.

CONTENTS

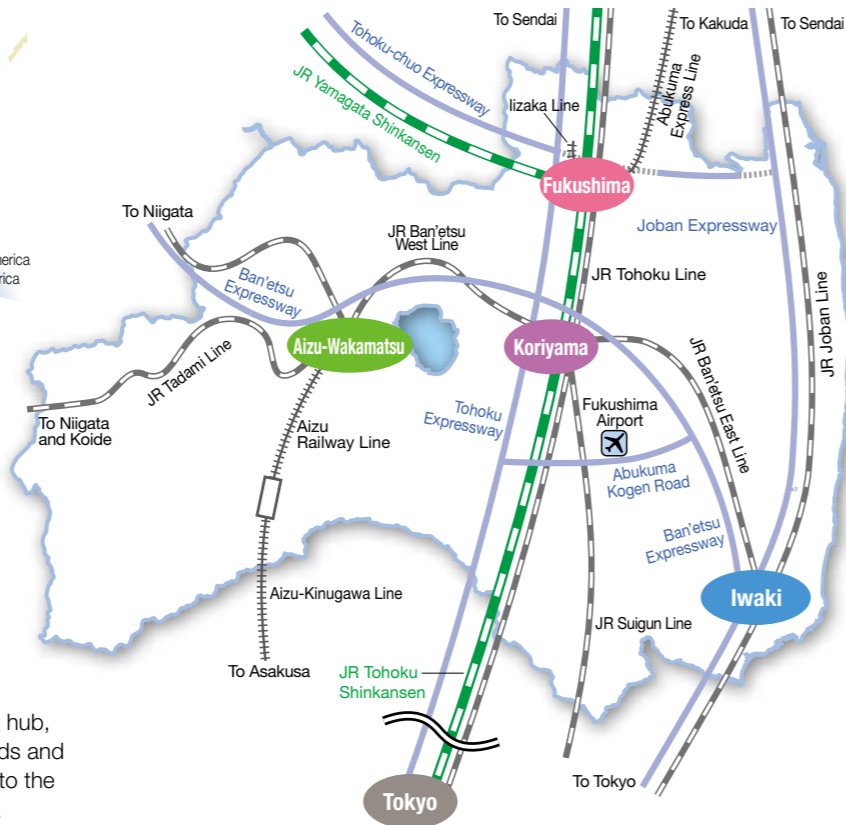
Five reasons to choose Fukushima MICE	4
Introduction to Fukushima	6
Convention Facilities	
Fukushima City	8
Koriyama City	12
Aizu-Wakamatsu City	16
Iwaki City	20



Five reasons to choose Fukushima MICE

With its easy access from the Tokyo metropolitan area and an extensive network of support, Fukushima Prefecture is a highly attractive location for conventions and exhibitions. Here we describe five benefits of holding conventions and exhibitions in Fukushima Prefecture.

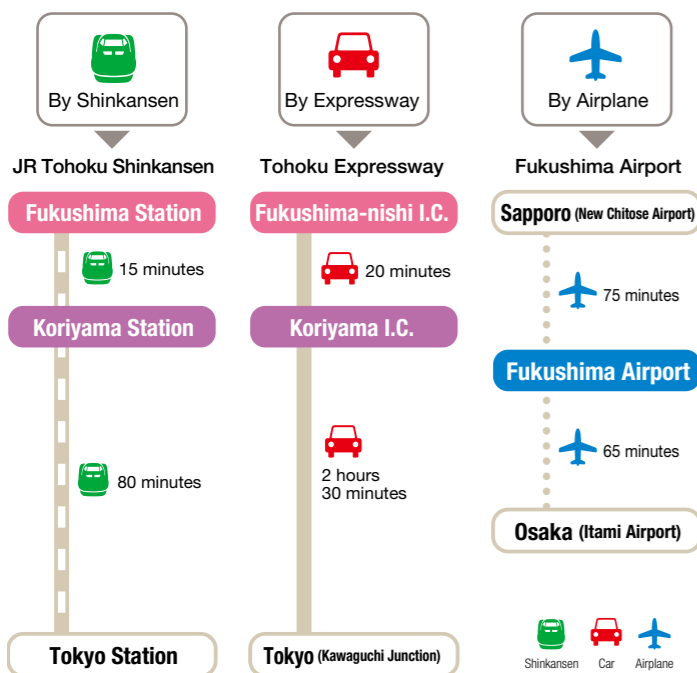
01 Good access from the Tokyo metropolitan area



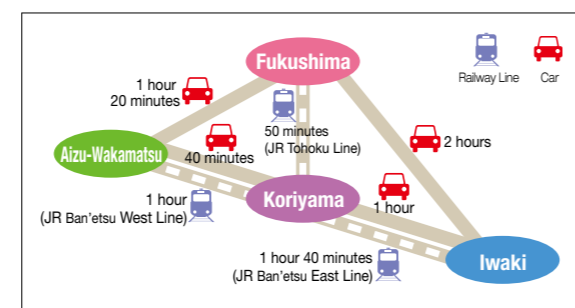
From Tokyo to Fukushima Prefecture (Koriyama)
About 80 minutes by Shinkansen train

Koriyama City, Fukushima Prefecture's transport hub, is located about 80 minutes from Tokyo. Railroads and expressways take you smoothly from Koriyama to the cities of Fukushima, Aizu-Wakamatsu and Iwaki.

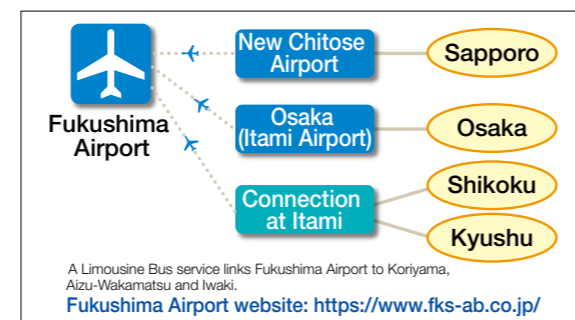
Access Information * Travel times are estimates.



Access within Fukushima Prefecture



Fukushima Airport Information



02 Experienced organizers

Fukushima Prefecture has plenty of experience hosting large international conventions of over 1,000 persons, such as Medical Creation Fukushima (2017) and the JANOG40 Meeting (2017). In particular, the Pacific Islands Leaders Meeting (PALM 8) has been held twice in Iwaki. The Fukushima spirit of hospitality, with which the government leaders were welcomed, was a key ingredient in helping make these summits successful.



03 An extensive network of support

For international conventions involving at least three countries, including the host country, Fukushima Prefecture provides subsidies of up to 5 million yen according to the number of persons requiring accommodations. The prefectural government also offers support to help cover excursion expenses. Convention bureaus in each city also offer consultations on organizing social gatherings and post-convention activities.



04 Experience rapidly developing, cutting-edge industries

As part of the recovery efforts following the 2011 Tohoku earthquake, Fukushima Prefecture promotes R&D and the creation of new industries in such cutting-edge fields as robotics and renewable energies. Tours of these developing facilities can be arranged as post-convention activities.



© Fukushima FORWARD

05 A wide range of reasonably priced accommodations

From inexpensive business lodgings to top-class hotels suited for guests of state, Fukushima Prefecture offers a wide range of hotels and Japanese-style inns catering to a variety of needs. In addition, there are as many as 132 hot springs in Fukushima Prefecture. The many virtues of their waters will provide some hard-earned R&R after your convention.



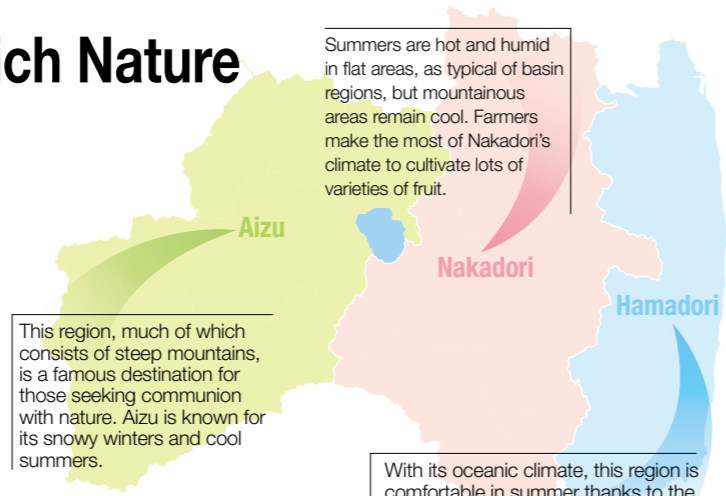
Fukushima: Alive with Rich Nature and Traditional Culture

Fukushima Prefecture is located in the northeast of Japan, about 200 km from Tokyo, or approximately 80 minutes by shinkansen. Japan's third largest prefecture in terms of surface area is divided by the Ou Mountain Range and Abukuma Plateau that stretch from north to south. These mountain ranges split Fukushima into three regions: Aizu, Nakadori and Hamadori. Though situated within the same prefecture, these three regions have very different climates and cultures, and each one has unique highlights.

This region, much of which consists of steep mountains, is a famous destination for those seeking communion with nature. Aizu is known for its snowy winters and cool summers.

Summers are hot and humid in flat areas, as typical of basin regions, but mountainous areas remain cool. Farmers make the most of Nakadori's climate to cultivate lots of varieties of fruit.

With its oceanic climate, this region is comfortable in summer thanks to the breeze from the sea, while winters are warm with little snowfall.



Spring

Hanamiyama

Literally "flower-viewing mountain", this site is famous for such spring flowers as plum and cherry blossoms and its flowering peach and magnolia trees. A famous Japanese photographer once praised this region as the *Togenkyo*, or the utopian "Peach Blossom Paradise".



Summer

Oze This is Japan's largest high-altitude marshland, featuring in particular the rich natural surroundings of Ozenuma, Ozegahara and Mt. Hiuchigatake. The fields are covered by such flowers as *mizu-basho* (skunk cabbage) and *nikko-kisuge* (day lily) and are a wonderful sight.



Autumn

Natsui River Valley

This is a valley with fantastic rock formations and waterfalls of various sizes. The beautiful scenery is rich in variety, from rushing whitewater to calm pools.



Winter

Lake Inawashiro

This is the fourth largest freshwater lake in Japan. The lake is also known for the high transparency of its water and the "splashed ice sculptures" formed by nature in the deep of winter.

Japanese Sake

At the Japan Sake Awards, Japan's largest new sake tasting event, sake from Fukushima Prefecture has been awarded the largest number of gold medals in Japan for seven consecutive years. Sake with distinguishing flavors typical of local environments can be enjoyed in sake breweries located around the prefecture.



Introduction to Fukushima

Traditional Industries

~ 伝統産業 ~

Aizu Lacquerware

This lacquerware is a nationally designated traditional craft product with a history of over 400 years. It features a variety of decorations, using such techniques as *maki-e* (sprinkling of powdered gold or silver) and *chinkin* (gold-embedding). Recently, lacquerware with modern designs has also been developed and is gaining increasing popularity.



Festivals

~ 祭り ~

Aizu-Tajima Gion Festival

This festival features kabuki performances by children and the *nanahokai gyoretsu*, in which women dressed as brides parade through the town.



Nihonmatsu Lantern Festival

Festival floats, decorated with some 300 lanterns, weave majestically through the city, accompanied by lively music during this festival.



Soma Nomaio Festival

Popular annual summer festival, where armored equestrian warriors race to capture sacred flags. The festival boasts a history of over a thousand years.



Rankings of Fukushima Prefecture within Japan.

<p>No. 1</p> <p>No. of Gold Medals at the Japan Sake Awards</p> <p>22 brands (2018 sake season)</p> <p><i>A first in Japan!</i> No. 1 in Japan for 7 consecutive years!</p>	<p>No. 1</p> <p>Shipments of Medical Equipment and Parts</p> <p>76.6 billion yen (2016)</p>	<p>No. 2</p> <p>Peach Harvest</p> <p>29,300 tons (2016)</p>
---	---	---

<p>No. 2</p> <p>Shipments of Aircraft Engine Parts</p> <p>132.5 billion yen (2016)</p>	<p>No. 2</p> <p>Renewable Energy Certified Capacity of Power Generation Facilities*1</p> <p>4,370,000 kW (December 2016)</p>	<p>No. 3</p> <p>Shipments of Lacquerware Products*2</p> <p>1.352 billion yen (2016)</p>	<p>No. 4</p> <p>Number of Onsen Resorts</p> <p>132 resorts (End of 2015)</p>
--	--	---	--

*1 Certified facility capacity after the start of the fixed price purchase system.
*2 Kitchen and table lacquerware products

A beautiful city where culture, industry and the rich nature of the four seasons live in harmony

Fukushima City

Fukushima City serves as the prefectural capital of Fukushima Prefecture. It plays an important role as a transportation hub in the southern Tohoku region. Famous for its many fruit farms, Fukushima is blessed with beautiful natural surroundings, including Hanamiyama and distinctive onsen resorts like Iizaka Onsen, Tsuchiyu Onsen, and Takayu Onsen. Following a busy convention, these attractions – only to be found in Fukushima – will heal both body and mind.

Find sightseeing information on Fukushima City here: <https://fukushima-guide.jp>



Hanamiyama



Takayu Onsen



Kyu Horikiri-tei (Former Horikiri Residence)

Delicious peaches

For consultations on holding conventions in Fukushima City, please contact:

Fukushima City Tourism and Convention Association

Tel: (+81) 24-563-5554

**E-mail: kankou@f-kankou.jp
<https://fukushima-guide.jp>**

An extensive network of support

To ensure conventions run smoothly, we lend photos free of charge for use in convention materials, provide information to local news media, rent out PR DVDs on tourism free of charge, and provide support and consultations, etc.

Examples of support

- Advice regarding venues and accommodation facilities
 - Welcome posters
 - Souvenirs and catering referrals
 - Installation of a souvenir sales stands
 - Provision of tourism brochures and carrier bags
- Support available only for conventions with more than 50 participants

Convention subsidies available – please contact us!

Please contact the individual convention facility for its usage fees.



Fukushima Prefectural Culture Center

(Toho Minnano Bunka Center)

One of the largest seating capacities in Fukushima City

This composite facility is located at the southern foot of Mt. Shinobu, which towers over the Fukushima urban area. There is free parking for about 450 vehicles (including large buses), a large 1,752-seat hall for various events and presentations, and meeting rooms that can also be used as exhibition spaces. The Center can thus be used for a variety of purposes.

5-54 Kasuga-cho, Fukushima-shi, 960-8116
Tel: (+81) 24-534-9191
E-mail: culture@fcp.or.jp
<http://www.culture.fcp.or.jp/>

Access

- About 15 minutes by bus from Fukushima Station (JR Tohoku Shinkansen Line).
- About 10 minutes from the Fukushima-Iizaka I.C. exit off the Tohoku Expressway. About 20 minutes from the Fukushima-nishi I.C. exit off the Tohoku Expressway.

Parking Lot

450 vehicles (free)

Other Facilities



Floor	Venue Name	Size (m ²)	Ceiling Height (m)	Theater Capacity (persons)	Classroom Capacity (persons)	Square Capacity (persons)	Island Capacity (persons)	Buffet-style Party (persons)	Seated Party (persons)
1F	Large hall	1,712	—	1,752	—	—	—	—	—
	Small hall	392	—	379	—	—	—	—	—
	Audiovisual room	110	3	108	—	—	—	—	—
	1st floor meeting room	46	2.5	—	30	26	—	—	—
	Reception room	51	2.5	—	—	10	—	—	—
2F	2nd floor meeting / exhibition room	466	3	—	200	100	180	250	180
3F	3rd floor exhibition room	505x2	4.5	—	—	—	—	—	—



Corasse Fukushima

Recognized for the abundance of its halls and location adjacent to Fukushima Station

Public complex located just next to Fukushima Station's West Exit. It holds 13 halls and conference rooms of various types and sizes, including a multipurpose hall on floors 3 to 5. There is also a restaurant on the 12th floor and a store selling souvenirs from Fukushima and other products on the 1st floor.

1-20 Mikawaminami-machi, Fukushima-shi, 960-8053
 Tel: (+81) 24-525-4089 (conference room reception)
 E-mail: kaigishitsu@f-open.or.jp
 http://www.utsukushima.net/kaigishitu/

Floor	Venue Name	Size (m ²)	Ceiling Height (m)	Theater Capacity (persons)	Classroom Capacity (persons)	Square Capacity (persons)	Seated Party (persons)
3F	Planning and exhibition room	288	8	144	144	—	—
	Small conference rooms (2 rooms)	30 / 78	3	20 / 48*	20 / 48*	16 / 32*	—
	Japanese-style rooms (2 rooms)	16 / 32	3	16 / 32	12 / 24	12 / 24	—
4F	Multipurpose hall	369	11	360	288	—	120
	Small and medium sized conference rooms (3 rooms)	68 ~ 134	3	60 / 80* / 120	36 / 48* / 81	30 / 42* / 54	—
	Special conference room	134	3	—	—	40	—
5F	Small training room and training room*	134 / 153	3	120 each	81 / 99	54 each	—
	Small conference room	54	3	30	24	24	—

*Can be divided in two.

Access

About 3 minutes on foot from the West Exit of Fukushima Station (JR Tohoku Shinkansen Line).

Parking Lot	Other Facilities
140 vehicles (30 minutes free)	



Fukushima Terrsa

Within walking distance from Fukushima Station - a venue popular for its convenience

A full-scale art hall with a 473-person FT Hall. Conference rooms and training rooms in this facility are equipped with projectors and sound consoles to support a wide variety of purposes. Nursing room available for mothers with infants.

4-25 Uwamachi, Fukushima-shi, 960-8101 Tel: (+81) 24-521-1500
 E-mail: fukushima-terra@celery.ocn.ne.jp
 http://www.f-shinkokousha.or.jp/terra/

Floor	Venue Name	Size (m ²)	Theater Capacity (persons)	Classroom Capacity (persons)
1F	FT Hall	811	473	—
3F	Small conference rooms (2 rooms)	58 / 61	—	18 / 45
	Medium-size meeting room*	127	—	72
	Large meeting room*	160	—	96
4F	Japanese-style room*	64	60	—
	Training room (2 rooms)	61 / 82	—	30 / 54
	Gallery	111	—	—

*Can be divided in two.

Access

About 10 minutes on foot from Fukushima Station (JR Tohoku Shinkansen Line).

About 20 minutes from the Fukushima-nishi I.C. exit off the Tohoku Expressway.

Parking Lot	Other Facilities
78 vehicles (free for 2 hours)	

Post-Convention Activities

For further information, please contact:

Fukushima City Tourism and Convention Association

Tel: (+81) 24-563-5554

E-mail: kankou@f-kankou.jp

◆ Experience Japanese culture



Experience Kokeshi Painting

<https://www.f-shikinosato.com/>
 Shiki no Sato Craft Museum offers classes in Tsuchiyu Kokeshi painting. (Kokeshi are simple wooden dolls.) Using a manually-operated lathe, participants draw the curved eyes, round noses and lathe lines typical of Tsuchiyu Kokeshi in the colors of their choice.

Transportation About 30 minutes by bus from Fukushima Station (JR Tohoku Shinkansen Line). About 10 minutes by car from the Fukushima-nishi I.C. exit off the Tohoku Expressway.

No. of participants Max. 30 participants.



Genkyo Kokeshi Collection Nishida Memorial Hall

This museum has a collection of some 10,000 kokeshi, including the collection of kokeshi researcher Nishida Minekichi.

Transportation About 30 minutes by bus from Fukushima Station (JR Tohoku Shinkansen Line). About 10 minutes by car from the Fukushima-nishi I.C. exit off the Tohoku Expressway.

◆ Learning about Fukushima industries



Fruit Picking

<https://fukushima-guide.jp/experience/fruit-picking/>
 To the west of Fukushima City, fruit fields spread along Prefectural Route 5, nicknamed the "Fruit Line". From early summer to winter, visitors can enjoy picking cherries, peaches, pears, grapes and apples.

Transportation About 20 minutes by taxi from Fukushima Station (JR Tohoku Shinkansen Line). Just off the Fukushima-Ozaso I.C. exit (Tohoku-chuo Expressway).

No. of participants Please inquire.

One of the key cities in the Tohoku Region where people, goods and information come together

Koriyama City

This city is located in the center of Fukushima Prefecture and is one of the prefecture's core cities, with the second largest economy in the Tohoku Region. It is characterized by convenient transportation such as railways and expressway, and it continues to develop as a commercial hub where people, goods and information come together. On the other hand, you can enjoy the beautiful nature that spreads out from the suburbs, such as the magnificent views of Lake Inawashiro, the Nunobiki Plateau and the Bandai-Atami Onsen, which boast a history of some 800 years.

Find sightseeing information on Koriyama City here: <https://www.kanko-koriyama.gr.jp/index.html>



Koriyama Station Square



Nunobiki Plateau



Lake Inawashiro



Bandai-Atami Onsen



Kaiseizan Park

For holding your convention in Koriyama city, please contact:

Koriyama Convention Bureau

Tel: (+81) 24-991-1811

E-mail: kcb@blue.ocn.ne.jp

<http://www.kcb.or.jp>

An extensive network of support

We can introduce facilities that match the content of your convention. We can also offer accommodation arrangements, initial inspections, and give advice on sightseeing after the convention.

Examples of support

- Lending of meeting equipment
- Provision of tourist brochures and guide maps
- Installation of a welcome signboard
- Support for social gathering attractions*
- Dispatch of support staff *
- Accommodation, travel, transportation, printing, signboard, photographs, lunch boxes, souvenirs, hosts, guards, etc.

*Only for conventions with 200 or more participants

Convention subsidies available – please contact us!

Please contact the individual convention facility for its usage fees.



Big Palette Fukushima: Fukushima Trade Fair Centre

Venue with an attractive range of uses, from large-scale exhibitions to receptions

A convention facility that combines three functions: exhibitions, meetings and receptions. This multipurpose exhibition hall has no pillars and is ideal for holding large-scale events. There are also meeting rooms, a training room and a presentation room, etc., each of which can be selected depending on the number of participants, making it highly suitable for a wide range of events.

2-52 Minami, Koriyama-shi, 963-0115

Tel: (+81) 24-947-8010

E-mail: kouryu@f-open.or.jp

<https://www.big-palette.jp>

Access

About 20 minutes on foot from Asaka-Nagamori Station (JR Tohoku Line).

About 15 minutes by bus from Koriyama Station (JR Tohoku Shinkansen Line).

About 15 minutes from the Koriyama-minami I.C. exit off the Tohoku Expressway.

Parking Lot

827 vehicles (free)

Other Facilities



Floor	Venue Name	Size (m ²)	Ceiling Height (m)	Theater Capacity (persons)	Classroom Capacity (persons)	Square Capacity (persons)	Seated Party (persons)
1F	Exhibition hall*	5,495	15 ~ 20	5,500	2,730	—	—
	Convention hall**	953	7	900	500	—	300
	Multipurpose room 1 to 2	81 / 96	2.6	72 / 96	36 / 48	30 / 40	—
3F	Medium-size meeting room**	360	5.6	360	210	—	140
	Small meeting rooms 1 to 3***	60 / 62 / 66	5	50 each	30 each	30 each	—
4F	Training room	128	2.7	100	60	42	—
	Presentation room	277	3.5	150	100	54	50
	Special room/Special meeting room	35 / 72	3.5	—	—	6 / 12	—

*Can be divided into 3 **Can be divided into 2 ***The small meeting rooms 2 and 3 can be connected



Koriyama Civic Cultural Center

(Kenshin Koriyama Bunka Center)

Available for a wide range of events, from academic conventions to live concerts

A multipurpose facility featuring an exhibition hall, meeting rooms, a rehearsal room, a practice room, as well as a large hall accommodating about 2,000 people, a medium-size hall for about 800 people and an assembly room for some 300 people. Available for a wide variety of activities such as concerts, meetings, ceremonies and different types of presentations.

1-2 Tsutsumishita-machi, Koriyama-shi, 963-8878 Tel: (+81) 24-934-2288
E-mail: kc-center@bunka-manabi.or.jp
<https://www.bunka-manabi.or.jp/kc-center>

Floor	Venue Name	Size (m ²)	Theater Capacity (persons)	Classroom Capacity (persons)	Square Capacity (persons)
1 ~ 4F	Large hall	2,002	1,998	—	—
1F	Exhibition room	622	—	—	—
2F	Medium-size hall	1,000	800	—	—
3F	Practice rooms 1 to 2	110 / 66	—	60 / 30	—
4F	Meeting rooms 1 to 4	37.5 ~ 110	—	27×2 / 48 / 84	—
5F	Special conference room	70	—	—	20*
	Assembly room	408	—	300	—
	Japanese-style room	42	—	—	—

*Round table

Access

- About 20 minutes on foot from Koriyama Station (JR Tohoku Shinkansen Line).
- About 5 minutes by bus from Koriyama Station (JR Tohoku Shinkansen Line).
- About 20 minutes from the Koriyama I.C. exit or the Koriyama-minami I.C. exit off the Tohoku Expressway.

Parking Lot

None

Other Facilities



Koriyama City Central Community Center / Working Youth Center

The best of both worlds: make use of an historical building, while enjoying a facility with the latest equipment

In addition to the large multipurpose hall accommodating up to 500 people, this facility has 10 lecture rooms, making it suitable for workshops and more. Koriyama Public Hall, located next to this facility, is a historical building designated as a National Registered Tangible Cultural Property. It features a sizable hall accommodating 200 people and is available for lectures, meetings, concerts, etc.

1-8-4 Hayama, Koriyama-shi, 963-8876 Tel: (+81) 24-934-1212
E-mail: chuouou-pub@city.koriyama.lg.jp
https://www.city.koriyama.lg.jp/kyoiku_shogaigakushu/shogaigakushu/6/cyuuoukouminnann_kinnrouseisyouennhomu/10963.html

Floor	Venue Name	Size (m ²)	Ceiling Height (m)	Theater Capacity (persons)	Classroom Capacity (persons)	Square Capacity (persons)	Island Capacity (persons)
1F	Multipurpose hall	656.95	6.0	500	—	—	—
	Lecture rooms 1 to 2	78.7 ~ 81.76	2.8	48 each	48 each	36 each	36 each
2F	Lecture rooms 3 to 4*	74.76 ~ 78.7	2.8	48 each	48 each	36 each	36 each
	Lecture rooms 5 to 7*	44.82 ~ 58.27	2.8	27×2 / 36	27×2 / 33	24 each	24 each
3F	Japanese rooms 1 to 3*	61.92 ~ 100.63	2.7	30×2 / 60	26×2 / 48	20×2 / 28	24×2 / 48
	Lecture rooms 8 to 10*	44.82 ~ 58.27	2.8	27×2 / 36	27×2 / 33	24 each	24 each

*The rooms can be interconnected

Access

- About 20 minutes on foot from Koriyama Station (JR Tohoku Shinkansen Line).
- About 6 minutes by bus from Koriyama Station (JR Tohoku Shinkansen Line).
- About 15 minutes from the Koriyama I.C. exit or the Koriyama-chuo Smart I.C. exit off the Tohoku Expressway. About 20 minutes from the Koriyama-minami I.C. exit off the Tohoku Expressway.

Parking Lot

32 vehicles (free)

Other Facilities



Post-Convention Activities

For further information, please contact:

Koriyama Convention Bureau

Tel: (+81) 24-991-1811

E-mail: kcb@blue.ocn.ne.jp

◆ Experience Japanese culture



Papier-mâché Painting Experience

<https://www.kanko-koriyama.gr.jp/tourism/detail1-1-129.html>
The production of papier-mâché crafts made from multiple layers of *washi* (Japanese traditional paper) is a folk art with a history of about 300 years. Enjoy painting your own papier-mâché doll at the Takashiba Dekoyashiki.

Transportation About 10 minutes by taxi from Miharu Station (JR Ban'etsu East Line).

About 10 minutes by car from the Koriyama-higashi I.C. exit off the Ban'etsu Expressway.

No. of participants Up to around 40 persons.

◆ Learn more about the present Fukushima



Commutan Fukushima: Exchange Building of the Fukushima Environment Creation Center

<https://com-fukushima.jp>

Learn about Fukushima's environmental recovery, through various exhibits on radiation and the current state of Fukushima in this large-scale dome theater - one of only two existing ones in the world. This theater has a hall that accommodates 200 persons plus other space, making it possible to use it as a convention facility.

Transportation About 15 minutes by bus from Miharu Station (JR Ban'etsu East Line).

A free bus service managed by the town is also available.

About 5 minutes by car from the Funehiki-Miharu I.C. exit off the Ban'etsu Expressway.

No. of participants Please inquire.

Fukushima Renewable Energy Research Institute

<https://www.aist.go.jp/fukushima/en/>

Established in April 2014, this is a new research center of the National Institute of Advanced Industrial Science and Technology. This is an institute for renewable energy open to the world. In cooperation with research institutions, companies, universities and other organizations, it develops and disseminates creative renewable energy technology for use around the world.

Transportation About 10 minutes by taxi from Kikuta Station (JR Ban'etsu West Line).
About 10 minutes by car from the Koriyama I.C. exit off the Tohoku Expressway.

No. of participants Please inquire.

A historical and traditional city that continues to develop as an industrial center

Aizu-Wakamatsu City

Aizu-Wakamatsu City has prospered as a castle town since ancient times. In recent years, the city has focused on the development of renewable energy and IT technology together with Aizu University. Situated in the western part of Fukushima Prefecture, Aizu-Wakamatsu City is continuously developing as an important hub for industry, transportation and culture. On the other hand, important historical sites such as Tsurugajo Castle, and numerous traditional industries including sake brewing and lacquerware manufacturing remain to this day. Aizu-Wakamatsu City is also popular as a sightseeing destination.

Find sightseeing information on Aizu-Wakamatsu City here:

<https://aizuwakamatsu.mylocal.jp/trip/en/>



Tsurugajo Castle



Aizu Fugado Performance Hall

Features a spacious seating area and a hall that can respond to changing acoustic reverberation

A multipurpose facility, including a fully-equipped hall with 1,758 seats (including wheelchair spaces), Japanese-style room, western-style meeting room, and rehearsal room.

12-1 Joto-machi, Aizu-Wakamatsu-shi, 965-0807

Tel: (+81) 242-27-0900

E-mail: info@aizu-bunka.jp

<http://aizu-bunka.jp/fugado/>

Floor	Venue Name	Size (m ²)	Theater Capacity (persons)	Square Capacity (persons)
1~2F	1F hall, seats	—	1,158	—
3~4F	2F hall, seats	—	600	—
1F	Rehearsal room	150	—	50
	Meeting room 1*	51	—	16
	Meeting room 2**	24	—	10

*Western-style room **Japanese-style room

Access

About 25 minutes by bus from Aizu-Wakamatsu Station (JR Ban'etsu West Line / JR Tadami Line).

About 20 minutes by bus from Nishi-Wakamatsu Station (JR Tadami Line / Aizu Railway Line).

About 20 minutes from the Aizuwakamatsu I.C. exit or Bandai-Kawahigashi I.C. exit off the Ban'etsu Expressway.

Parking Lot Other Facilities

141 vehicles (free)



Sake brewing

Higashiyama Onsen

Rinkaku Tea Room

Sazaedo Temple

An extensive network of support

In addition to introducing the best support staff to suit the content of your convention, we can also offer consultation on various kinds of subsidies, and we can prepare various support tools depending on your needs.

Examples of support

- Referral to event planning companies
- Assistance liaising with local groups who can hold traditional Japanese performances at post-conference social gatherings and send-offs
- Local products referrals
- Provision of stock photos of Aizu
- Provision of various brochures

Convention subsidies available – please contact us!

Please contact the individual convention facility for its usage fees.

For holding a convention in Aizu-Wakamatsu City, please contact:

Aizu-Wakamatsu City Tourism Bureau

Tourist Products Division

Tel: (+81) 242-23-8000

E-mail: info@aizukanko.com

<http://www.tsurugajo.com/language/eng/>



Advanced ICT Laboratory of Aizu University

Fostering human resources for next-generation ICT, sharing research results and deepening the exchange of opinions

This university offers an optimum environment for deepening discussions, such as conference spaces available for lectures, workshops and various types of conferences, a meeting room with a full-wall whiteboard, and lots of open space where people can meet and freely interact.

90 Kami-iawase, Tsuruga, Ikki-machi, Aizu-Wakamatsu-shi, 965-8580 Tel: (+81) 242-37-2533
E-mail: revitalization-adm@u-aizu.ac.jp
http://www.lictia.jp/

Access	
	About 10 minutes by bus from Aizu-Wakamatsu Station (JR Ban'etsu West Line / JR Tadami Line).
	About 10 minutes from the Aizuwakamatsu I.C. exit off the Ban'etsu Expressway.
Parking Lot	Other Facilities
440 vehicles (free)	

Floor	Venue Name	Size (m ²)	Ceiling Height (m)	Theater Capacity (persons)	Classroom Capacity (persons)	Square Capacity (persons)	Island Capacity (persons)
1F	Conference rooms 1 to 3	16 ~ 23	2.5 ~ 3	—	—	—	6 to 8 each
	Meeting room (whiteboard room)	22	2.5	—	—	—	10
2F	Conference space (large)*	66	3	30	30	15	20
	Conference space (small), 2 rooms**	40x2	3	20 each	20 each	10 each	15 each

*2 or 3 rooms can be interconnected in any combination (large or small) **The rooms can be interconnected



Apio Space: Cooperative Association of Aizu-Wakamatsu Wholesale Business

A green compound facility situated next to Aizuwakamatsu I.C.

Available for holding meetings, workshops, receptions, etc. corresponding to the number of participants and the content of the event. The on-site restaurant offers prepared meals as well as a catering services with lunch boxes and/or hors-d'oeuvres. This restaurant can also be used as a venue for parties.

90 Inter-nishi, Aizu-Wakamatsu-shi, 965-0059 Tel: (+81) 242-37-2801
E-mail: info@apio.or.jp
http://www.apio.or.jp

Access	
	About 10 minutes by bus from Aizu-Wakamatsu Station (JR Ban'etsu West Line / JR Tadami Line).
	About 2 minutes from the Aizuwakamatsu I.C. exit off the Ban'etsu Expressway.
Parking Lot	Other Facilities
296 vehicles (free)	

Floor	Venue Name	Size (m ²)	Ceiling Height (m)	Theater Capacity (persons)	Classroom Capacity (persons)	Square Capacity (persons)
1F	Exhibition hall	650	5	600	400	—
	Large meeting room	165	3	150	100	60
	Meeting room	38	3	30	20	16
2F	Training room	70	—	50	36	28
	Meeting room	70	2.5	40	20	20

Post-Convention Activities

For further information, please contact:

Aizu-Wakamatsu City Tourism Bureau
Tourist Products Division

Tel: (+81) 242-23-8000
E-mail: info@aizukanko.com

◆ Get to know Fukushima



Ouchi-juku

http://ouchi-juku.com

The townscape of this post-town from the Edo Period has been preserved as it appeared in the past. It has more than 30 souvenir shops and restaurants with thatched roofs lined along the *kaido* (old main highway). *Negi Soba* (soba noodles eaten with a green onion instead of chopsticks) is a local delicacy.

Transportation About 15 minutes by bus from Yunokami Onsen Station (Aizu Railway Line).
About 50 minutes by car from the Aizuwakamatsu I.C. exit off the Ban'etsu Expressway.



Hideyo Noguchi Memorial Museum

http://www.noguchihideyo.or.jp/

Hideyo Noguchi, born in Fukushima Prefecture, was a world-renowned scientist for his research on yellow fever. At the Hideyo Noguchi Memorial Museum, you can learn about his life and achievements through video materials and an exhibition of the house where was born.

Transportation About 10 minutes by bus from Inawashiro Station (JR Ban'etsu West Line).
About 5 minutes by car from the Inawashiro Bandaikogen I.C. exit off the Ban'etsu Expressway.

No. of participants Please inquire.

◆ Experience Japanese culture



Aizu Hanko Nisshinkan (Samurai School for the Aizu Clan)

https://nisshinkan.jp

Aizu Hanko Nisshinkan used to be one of Japan's leading schools where the sons of Aizu samurai received their education during the Edo Period. The current Nisshinkan building has been carefully restored to preserve its original layout, and here you can experience archery, zazen meditation*, tea ceremonies*, etc.

Transportation About 25 minutes by bus from Aizu-Wakamatsu Station (JR Ban'etsu West Line / JR Tadami Line).
About 5 minutes by car from the Bandai Kawahigashi I.C. exit off the Ban'etsu Expressway.

No. of participants Please contact us. *Zazen and tea ceremony experiences require 10 or more people.



Lacquerware Experience

https://aizuwakamatsu.mylocal.jp/en_US/trip/difference/sikki

Aizu Lacquerware is a traditional craft of Aizu-Wakamatsu City. Visitors can experience decorating lacquerware with the maki-e technique of applying gold and silver powder at some of the craft studios across the city.

No. of participants Please inquire.

This city situated by the ocean has one of the largest industrial ports in the Tohoku Region, and it has also prospered and developed through coal mining

Iwaki City

Iwaki City, located to the south of Fukushima Prefecture's Hamadori region, is blessed with a mild climate. The city has the largest surface area and population of any city in Fukushima Prefecture. As well as being a city of ports and abundant landing facilities, Iwaki City has many places to visits, including beaches, onsen, an aquarium and more. The city's Onahama Port is the leading port area in the prefecture. Additionally, it is one of the biggest industrial cities in the Tohoku Region, with many industrial zones where manufactured products are shipped.

Find sightseeing information on Iwaki City here: <http://kankou-iwaki.or.jp/honyaku/>



Iwaki Marine Tower



Shiramizu Amidado Temple (National Treasure)



Iwaki Yumoto Onsen



Yabusame (archery performed on horseback at Iino Hachimangu Shrine)



Aquamarine Fukushima (Fukushima Ocean Science Museum)



Alios: Iwaki Art and Culture Community Center

Responding to varying needs with diverse facilities and a convenient location

A comprehensive arts and culture exchange facility equipped with a rehearsal room, studio and training room in addition to four halls: a large hall, a medium-size theater, a small theater and a small music hall. There are also a number of common spaces available for everyone, such as lounges, playrooms for children, and canteens.

1-6 Misaki, Taira, Iwaki-shi, 970-8026
 Tel: (+81) 246-22-8111
 E-mail: info@iwaki-alios.jp
<http://iwaki-alios.jp>

Floor	Venue Name	Size (m ²)	Ceiling Height (m)	Theater Capacity (persons)
1F	Small music hall	—	—	200
	Large hall	—	—	1,705
2F	Medium-size theater	—	—	687
3F	Medium-size rehearsal room	171.7	5	135
4F	Small theater	—	—	233
5F	Large rehearsal room	243.2	7	240

Access

About 15 minutes on foot from Iwaki Station (JR Joban Line / JR Ban'etsu East Line).

About 10 minutes from the Iwaki-chuo I.C. exit off the Joban Expressway.

Parking Lot

None*
 *A public parking is available outside

Other Facilities



An extensive network of support

We can introduce facilities that match the content of your convention. We can also offer accommodation arrangements, survey visits, sightseeing and post-convention activities.

Examples of support

- Provision of tourist brochures and guide maps

Convention subsidies available – please contact us!

Please contact the individual convention facility for its usage fees.

For holding a convention in Iwaki City, please contact:

Iwaki Tourism and City Planning Bureau

Tel: (+81) 246-44-6545

E-mail: kankousenryaku@iwaki-kankou.or.jp

<http://kankou-iwaki.or.jp/honyaku/>



Iwaki City Further Education Plaza

Good transportation access and convenient accommodations

This venue offers large, medium-size and small meeting rooms as well as experience-based learning rooms, multipurpose rooms, Japanese-style rooms and PC training rooms. All rooms are available to accommodate a wide range of activities. There are also commercial facilities where hotels and restaurants in the same building cooperate to offer convenient services for accommodation, eating and drinking.

4 to 5F, T-1 building, 1-1 Taira, Iwaki-shi, 970-8026 Tel: (+81) 246-37-8888

E-mail: info@isgp.jp

<http://gakusyuplaza.city.iwaki.fukushima.jp/>

Floor	Venue Name	Size (m ²)	Ceiling Height (m)	Theater Capacity (persons)	Classroom Capacity (persons)
4F	Large meeting rooms (1) to (2)	121 / 125	2	80 each	72 each
	Medium-size meeting rooms (1) to (2)	41 each	2	18 each	18 each
	Training room	121	2	40	40
	Multipurpose room	92	2	36	—
5F	Small conference room	25	2	12	12
	Japanese-style rooms (1) to (2)	54 / 28	2	36 / 12	—
	Tea room	69	2	—	—

Access

About 8 minutes on foot from Iwaki Station (JR Joban Line / JR Ban'etsu East Line).

About 10 minutes from the Iwaki-chuo I.C. exit off the Joban Expressway.

Parking Lot

124 vehicles (paid)

Other Facilities



Spa Resort Hawaiians

With a track record of numerous international conferences, this spa resort can arrange various types of events

This site has a number of halls and venues to meet different requests, such as big seminars, lectures and both small and large meetings. Various types of facilities are available for different purposes, providing high-quality spaces for your meetings, including first-class hospitality. The resort offers a free bus transfer service locally as well as use of the leisure facilities within the hotel.

50 Warabidaira, Jobanfujiwara-machi, Iwaki-shi, 972-8326 Tel: 0570-550-550

E-mail: info@hawaiians.co.jp

<https://www.hawaiians.co.jp/english/>

Floor	Venue Name	Size (m ²)	Ceiling Height (m)	Theater Capacity (persons)	Classroom Capacity (persons)	Square Capacity (persons)	Buffet-style Party (persons)	Seated Party (persons)
3F	Lapita*	1,050	5.5	1,250	700	—	1,000	550
	Moana/Bian	206 / 80	—	—	60 / 36	36 / 30	—	—
	Protia/Plumeria/Mokihana	40 each	—	—	24 each	24 each	—	—
	Lupine/Bougainvillea/Gardenia/Cattleya	29 each	—	—	18 each	18x3 / 16	—	—
4F	Hibiscus	77	—	—	45	30	—	—
	Ohana**	470	—	414	195	—	—	228
	Oahu/Maui/Hawaii	117 each	—	112 each	72 each	—	—	48 each
	Kauai/Molokai	58 each	—	42 each	12 each	—	—	24 each

*Can be divided into 3 **Can be divided into 5

Post-Convention Activities

For further information, please contact:

Iwaki Tourism and City Planning Bureau

Tel: (+81) 246-44-6545

E-mail: kankousenryaku@iwaki-kankou.or.jp

◆ Learn more about the present Fukushima



Iwaki Day Cruise

<http://www.iwaki-j.net/corp/day-c/>

Get on the sightseeing boat Phoenix and see firsthand how Onahama Port has recovered and been reconstructed following the 2011 Great East Japan Earthquake. Take in views of Onahama Port from the top deck.

Transportation About 20 minutes by bus from Izumi Station (JR Joban Line).
About 30 minutes by car from the Iwaki-Nakoso I.C. exit or Iwaki-Yumoto I.C. exit off the Joban Expressway.

No. of participants 20 to 35 people.



◆ Learning about Fukushima industries



Nissan Iwaki Plant

<https://www.nissan-global.com/JP/PLANT/IWAKI/>

The Iwaki Plant produces the VQ engines and VR engines that are mounted in the highest range of Nissan cars. At the Nissan Iwaki Plant, you can experience video screenings and a tour of the engine assembly line.

Transportation About 10 minutes by taxi from Izumi Station (JR Joban Line).
About 30 minutes by car from the Iwaki-Nakoso I.C. exit off the Joban Expressway.

No. of participants From 2 to about 100 people.



Wonder Farm

<http://www.wonder-farm.co.jp>

At Wonder Farm, visitors can find out all about a local product that Iwaki is famous for - tomatoes! product of Iwaki. Visitors can even participate in picking ripe tomatoes in the onsite greenhouse.

Transportation About 15 minutes by taxi from Yotsukura Station (JR Joban Line).
About 5 minutes by car from the Iwaki-Yotsukura I.C. exit off the Joban Expressway.

No. of participants 5 or more people.



Fukushima Prefecture Tourism & Local Products Association
(a Public Interest Incorporated Association)

Corasse Fukushima 7th Floor, 1-20 Mikawaminami-machi,
Fukushima-shi, Fukushima-ken, 960-8053
Tel: (+81) 24-525-4024
E-mail: i-info@tif.ne.jp
<https://www.tif.ne.jp/lang/en/>

